


2M SERIES

SUB-MINIATURE TOGGLE SWITCH



SPECIFICATIONS

- CONTACT RATING:** Dependent upon contact material
- MECHANICAL LIFE:** 30,000 make-and-break cycles.
- CONTACT RESISTANCE:** 20 mΩ max. initial @ 2-4VDC
100mA for both silver and gold plated contacts.
- INSULATION RESISTANCE:** 1,000 MΩ min.
- DIELECTRIC STRENGTH:** 1,000 Vrms min. @sea level.
- OPERATING TEMPERATURE:** -40°C to 85°C.

MATERIALS

- CASE:** Diallyl phthalate (DAP) (UL94v-0).
- ACTUATOR:** Brass, chrome plated.
- BUSHING:** Brass or zinc, nickel plated.
- HOUSING:** Stainless Steel.
- SWITCH SUPPORT:** Brass, tin plated.
- TERMINAL/CONTACT:** Brass or copper alloy, with Silver or gold plated.

SWITCH FUNCTION

NO. POLES	UL/CSA MODEL NO.	MODEL NO.	SWITCH FUNCTION			CONNECTED TERMINALS / SCHEMATIC		
			POS.1	POS.2	POS.3	POS.1	POS.2	POS.3
SP	Q2211	2MS1	ON	NONE	ON	2-3	N/A	2-1
	Q2212	2MS2	ON	NONE	MOM			
	Q2213	2MS3	ON	OFF	ON		OPEN	
	Q2214	2MS4	MOM	OFF	MOM			
	Q2215	2MS5	ON	OFF	MOM	OPEN	N/A	3-1
	Q2216	2MS6	OFF	NONE	ON			
DP	Q2221	2MD1	ON	NONE	ON	2-3,5-6	N/A	2-1,5-4
	Q2222	2MD2	ON	NONE	MOM			
	Q2223	2MD3	ON	OFF	ON		OPEN	
	▲ Q2226	2MD6	ON	ON	ON			

MOM=MOMENTARY

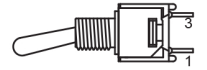
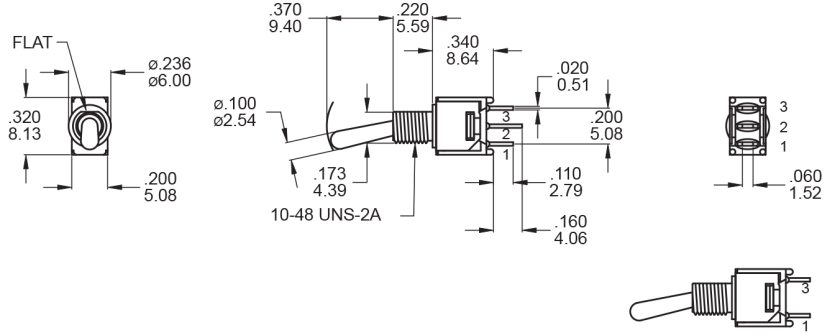
▲ Please check the availability in advance before order

2M SERIES

SUB-MINIATURE TOGGLE SWITCH

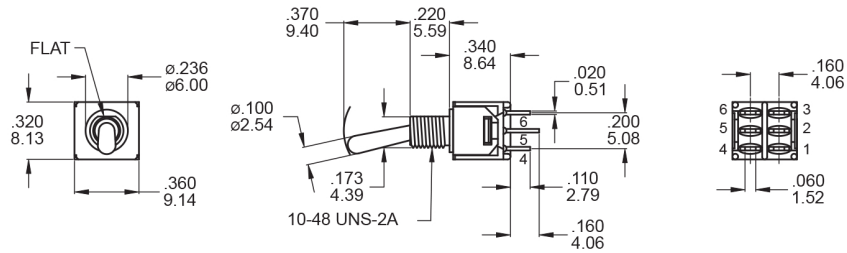


POLE OPTIONS



2MS6 Models : Omit 2nd terminal

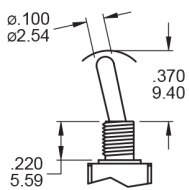
SPDT



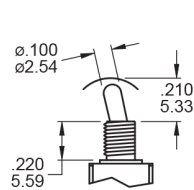
DPDT

ACTUATOR OPTIONS

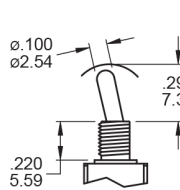
T1



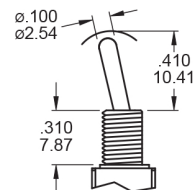
T2



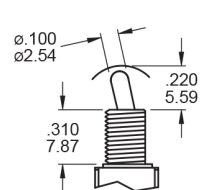
T3



T4

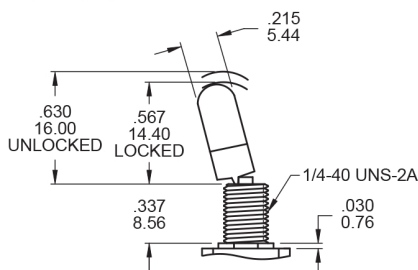


T5

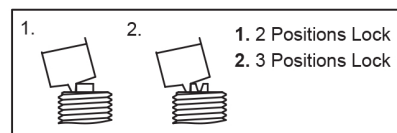
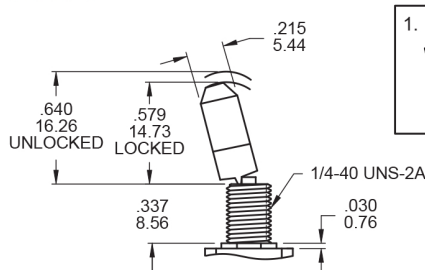


NONE: T1,T2,T3 Actuator shown with B1 to B4 bushing, subtract 0.09 (2.29) for B5 bushing, subtract 0.04 (1.02) for B7 bushing.
 T4,T5 Actuator shown with B5,B6 bushing, add 0.09 (2.29) for B1 to B3 bushing, add 0.05 (1.27) for B7 bushing.
 Std for M1,M2 Terminal sub .016(.040) for M6,M7,VSX

TL1B25

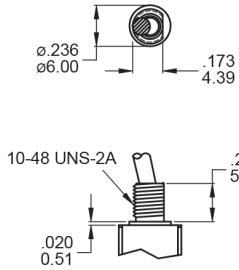


TL2B25

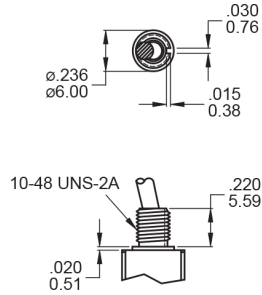


BUSHING OPTIONS

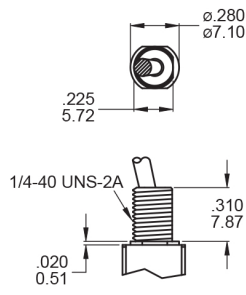
B1 THD
B2 NON-THD



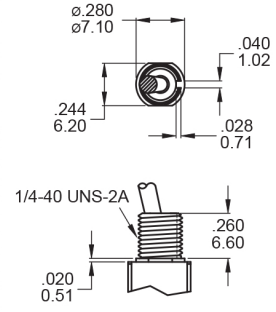
B3 THD
B4 NON-THD



B5 THD
B6 NON-THD

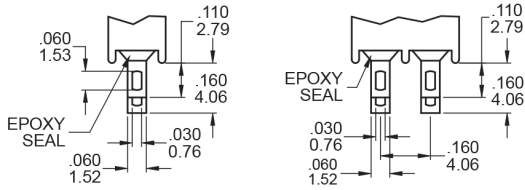


B7 THD
B8 NON-THD



TERMINATION OPTIONS

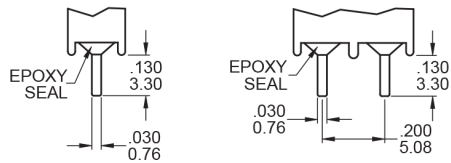
M1 Solder lug



Double Pole

.020(0.51) THK.

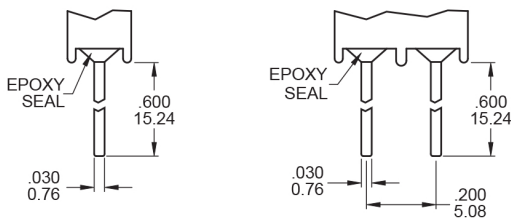
M2 PC Thru-hole



Double Pole

.020(0.51) THK.

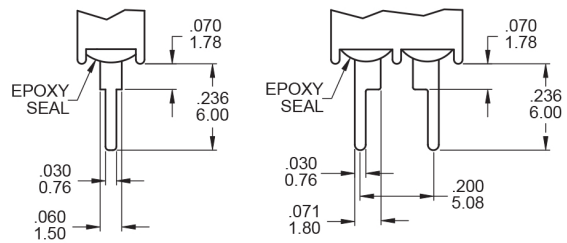
M51 Wire Wrap



Double Pole

.020(0.51) THK.

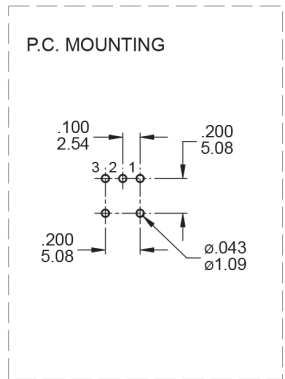
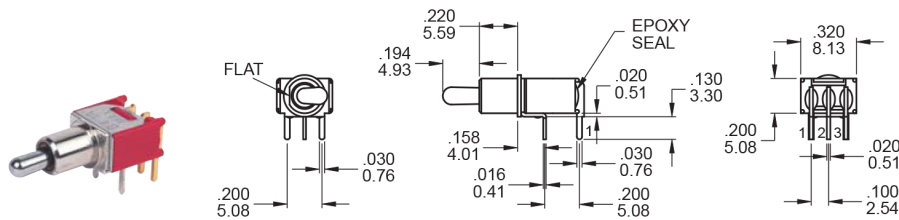
M52 Wire Wrap



Double Pole

.020(0.51) THK.

M6



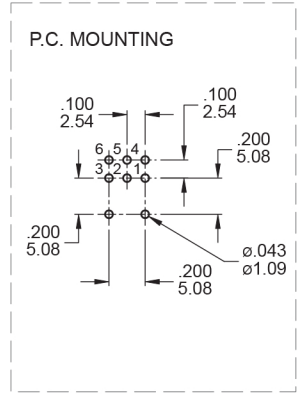
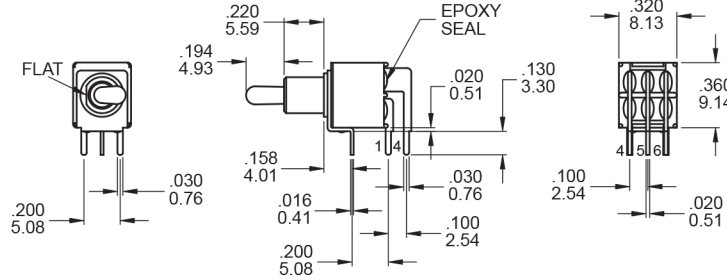
SPDT

2M SERIES

SUB-MINIATURE TOGGLE SWITCH

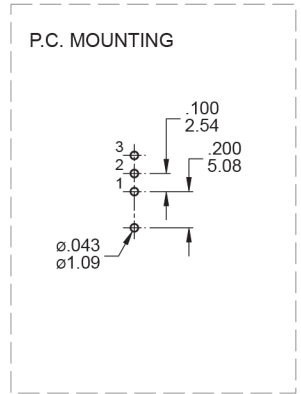
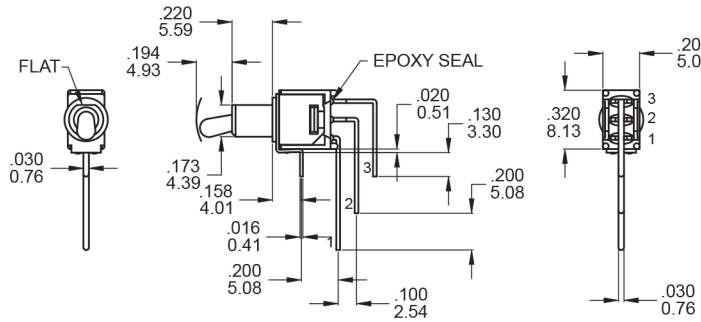


M6



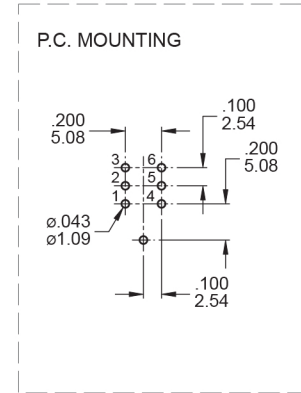
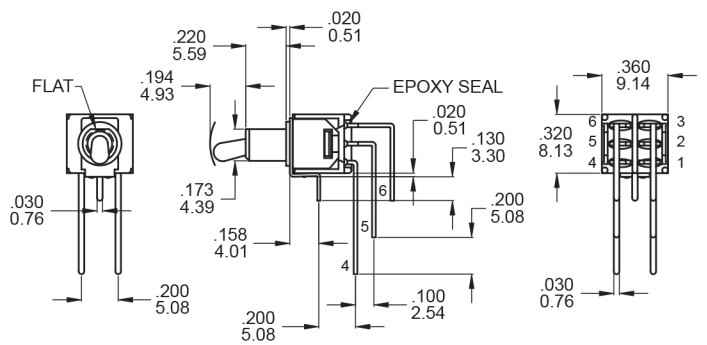

DPDT

M7



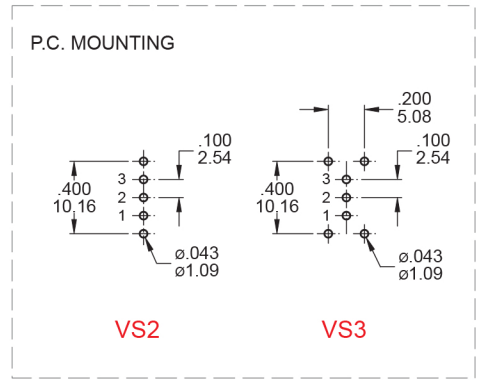
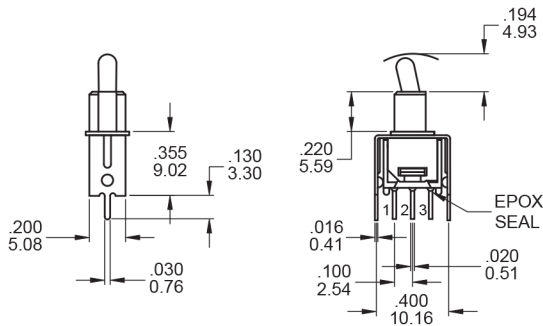
SPDT

M7



DPDT

VS2 - VS3



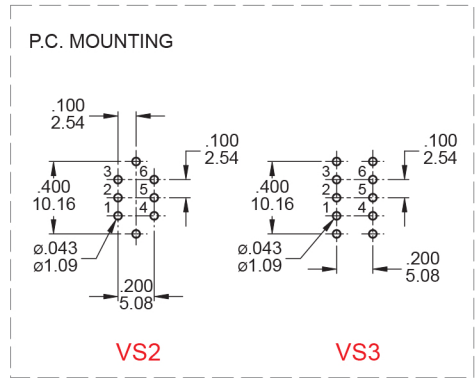
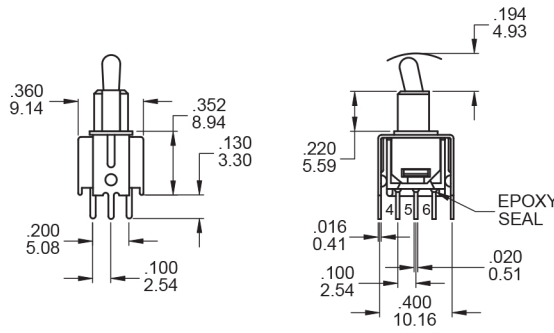
SPDT

2M SERIES

SUB-MINIATURE TOGGLE SWITCH



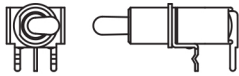
VS2 - VS3



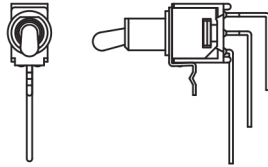
DPDT

SNAP-IN TERMINATION OPTIONS

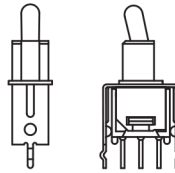
M6N



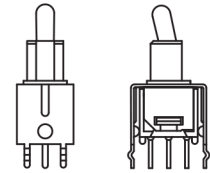
M7N



V2N

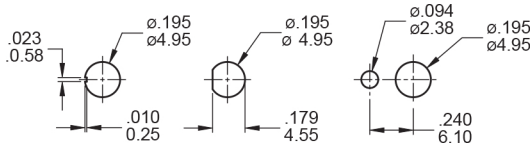


V3N



PANEL MOUNTING

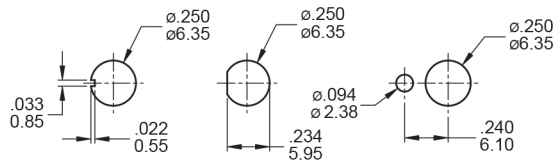
10-48 BUSHING



Without locking ring

With std. locking ring

1/4 IN. BUSHING

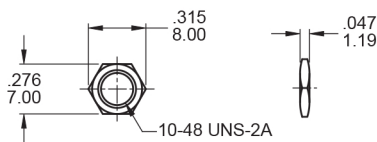


Without locking ring

With std. locking ring

HARDWARE

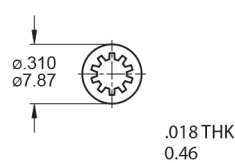
10-48 NUT



MNU-2M01

Supplied standard with B1 / B3 bushing

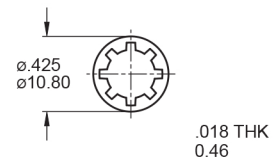
LOCKWASHER



MNU-2M03

Supplied standard with B1 / B3 bushing

LOCKWASHER



MNU-1M03

Supplied standard with B5 / B7 bushing

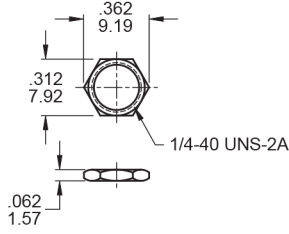
2M SERIES

SUB-MINIATURE TOGGLE SWITCH



HARDWARE

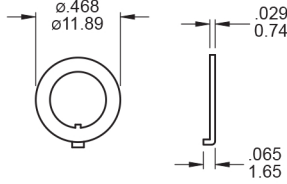
1/4 NUT



MNU-1M01A

Supplied standard with B5/ B7 bushing

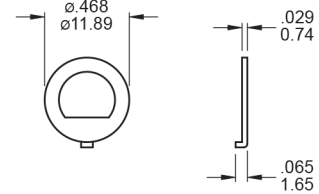
LOCKING RING



MNU-1M02

Supplied standard with B7 bushing

LOCKING RING



MNU-1M11

Supplied standard with B5 bushing

CONTACT MATERIAL OPTIONS

	CONTACT PLATING	TERMINAL PLATING	RATINGS
Q	Silver	Q = Silver	3 Amps with resistant load @ 120VAC or 28VDC 1 Amps with resistant load @ 250VAC
C	Gold over Silver	C = Gold over silver	
R	Gold	R = Gold	0.4 Volt - Amps (VA) max. @ 20V max. (AC or DC)

SOLDERING PROCESSES

MANUAL SOLDERING: Use soldering iron of 30 watts, controlled at 350°C approximately 5 seconds while applying solder.

WAVE SOLDERING: Recommended Soldering Temperature: 270 ± 5°C
Duration of Solder Immersion: Max 5 sec. (PCB is 1.6mm in thickness)

