

RJSPS10A SERIES

PUSH BUTTON SWITCH



Specifications

Degree of Protection	IP 40 Watertight /Oiltight
Contact Configuration	Single Pole, Double Pole
Maximum Voltage	250V AC/DC
Thermal Current	3A
Minimum Applicable Load	5V AC/DC, 1mA
Contact Material	Gold-plated silver
Terminal Style	.110" Solder/Quick Connect
Operating Temperature	-25°Cto +55°C
Operating Humidity	45 to 85% RH
Contact Resistance	50MΩ maximum
Insulation Resistance	100MΩ minimum (500V DC megger)
Vibration Resistance	10 to 55Hz, amplitude 1.2mm p-p
Degree of Protection	>10g
Electrical Life	100,000 operations minimum (at full rated load)
Mechanical Life	Maintained: 1,000,000 operations minimum Momentary: 1,000,000 operations minimum Selectotr /Keylock: 250, 000 operations minimum
Dielectric Strength	Switch Unit: 2,000V AC, 1min. between live/dead part and terminals of different poles; 1,000V AC, 1 minute between terminals of the same pole; 1,500V AC, 1 minute between contact and lamp terminals. Illumination Unit: 2,000V AC, 1min. between live Part/ground
Soldering Temperature	20W/5 Seconds or 260C/3 seconds

Contact Ratings

Working voltage		24V	110V	220V
AC (50/60Hz)	Resistive	—	1.0A	0.5A
	Inductive	—	0.7A	0.5A
DC	Resistive	1.0A	0.2A	—
	Inductive	0.7A	0.1A	—

LED Ratings

Rated Voltage	Current
5V DC ± 5%	8mA
6V AC/DC ( ± 10%)	AC: A, R, W, Y: 8mA G, S: 7mA DC: A, R, W, Y: 6mA G, S: 5mA
12V AC/DC( ± 10%)	AC: 9mA DC: 8mA
24V AC/DC( ± 10%)	AC: 9mA DC: 8mA

How to Order




RJSPS [ ] A	—				
↓	↓	↓	↓	↓	↓
Mounting Size	Operation Style	Operation Characteristic	Contact Structure	Colour	Voltage
8mm 10mm	Momentary Latching	Round Square Rectangle Round (LED) Square (LED) Rectangle (LED)	Nil SPDT(1a+1b)	<b>R</b> Red <b>G</b> Green <b>Y</b> Yellow <b>W</b> White <b>B</b> Blue <b>A</b> Orange	24VDC 12VDC 6.3VDC 110VAC 220VAC

RJSPS10A SERIES

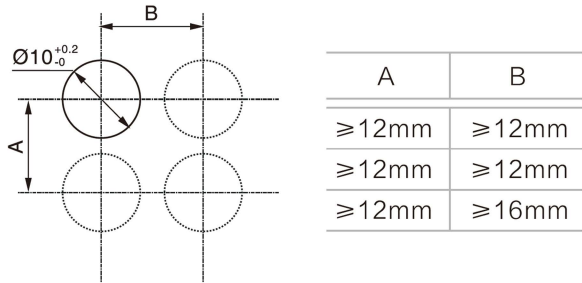
PUSH BUTTON SWITCH



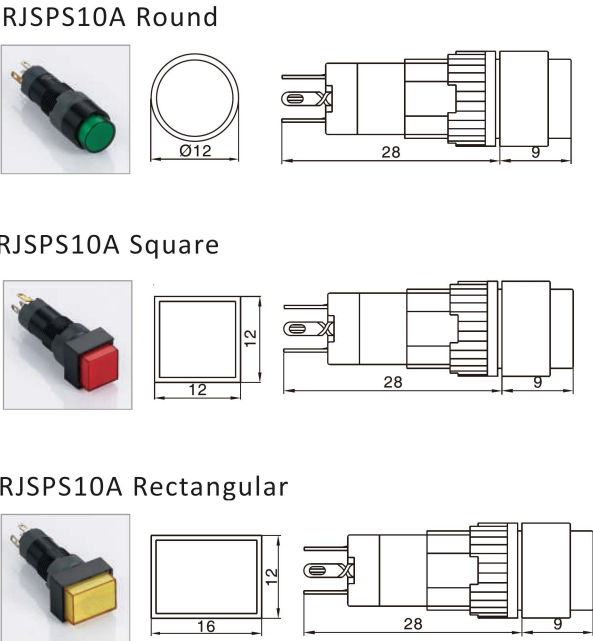
10mm Push Button Switch

Product appearance	Operation	Illuminated type	Contact	Model	Colour	Rated Voltage
<div>RJSPS10A Round</div>  <div>CE</div>	Momentary	Without LED	SPDT	RJSPS10A~ 211	<div><div>R</div> Red</div> <div><div>G</div> Green</div> <div><div>Y</div> Yellow</div> <div><div>W</div> White</div> <div><div>B</div> Blue</div>	24VDC 12VDC 6.3VDC 110VAC 220VAC
		With LED	SPDT	RJSPS10A~ 271		
	Latching	Without LED	SPDT	RJSPS10A~ 311		
		With LED	SPDT	RJSPS10A~ 371		
	Momentary	Without LED	SPDT	RJSPS10A~ 221		24VDC 12VDC 6.3VDC 110VAC 220VAC
		With LED	SPDT	RJSPS10A~ 281		
<div>RJSPS10A Square</div>  <div>CE</div>	Latching	Without LED	SPDT	RJSPS10A~ 321		
		With LED	SPDT	RJSPS10A~ 381		
	Momentary	Without LED	SPDT	RJSPS10A~ 231		24VDC 12VDC 6.3VDC 110VAC 220VAC
		With LED	SPDT	RJSPS10A~ 291		
<div>RJSPS10A Rectangle</div>  <div>CE</div>	Latching	Without LED	SPDT	RJSPS10A~ 331		
		With LED	SPDT	RJSPS10A~ 391		
	Momentary	Without LED	SPDT	RJSPS10A~ 231		
		With LED	SPDT	RJSPS10A~ 291		

Installation Size

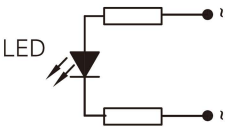
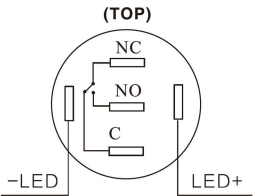


Drawing



Terminal Style / LED Circuit

Push Button Terminal Style



12VDC, 24VDC, 110VAC, 220VAC