

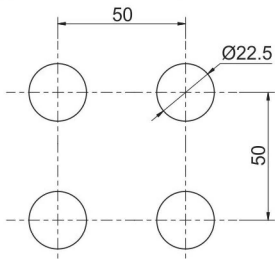
RJSPS22E SERIES

LED ILLUMINATED PUSH BUTTON SWITCH



Push Button Switches LED illuminated

Installation Size



Specifications

Operating Temperature	-20 ~ 55°C			
Operating Humidity	45-85%			
Store Temperature	-45 ~ 80°C			
Store Humidity	95%RH			
Degree of Protection	IP65		IP20	
Insulation Resistance	100MΩ			
Dielectric Strength	2500 VAC		2000VAC	
Vibration Resistance	10~500Hz - 0.35mm 50m/s ²		5~55Hz 0.5mm	
	10~500Hz - 0.35mm 50m/s ²		30Hz 1.5mm	
Shock Resistance	150m/s ²		100m/s ²	
	1000m/s ²		100m/s ²	
Mechanical Life	250,000	5,000,000	250,000	250,000
		1,000,000	100,000	100,000
Electrical Life	100,000		100,000	
			50,000	

Contact Ratings

Rated insulation voltage		600V			
Rated current		10A			
Rated voltage		24V	120V	240V	380V
AC (50/60Hz)	(AC-12)	10A	10A	6A	2A
	(AC-15)	10A	6A	3A	1.9A
DC	(DC-12)	8A	2.2A	1.1A	-
	(DC-13)	4A	1.1A	0.55A	-

LED Ratings

Unit type	Operating Voltage	Current consumption	Colour Code	
LSED-6②	6V AC/DC	10mA(A, R, Y); 7mA(G, PW, S)	K	Black
LSED-1②	12V AC/DC	14mA(A, R, Y); 13mA(G, PW, S)	G	Green
LSED-2②	24V AC/DC	14mA(A, R, Y); 13mA(G, PW, S)	R	Red
LSED-H②	110V AC/DC	5mA	B	Blue
LSED-M3②	230/240V AC/DC	3mA	W	White
			Y	Yellow

How to Order:




Mounting Size	Operation Type	Operation Characteristic	Contact Structure	Colour	Voltage	M
Ø22	Indicator Momentary Maintained E-stop E-stop (Protective cover)	Round Mushroom without LED Extended without LED Extended with LED Flush with LED Mushroom with LED Flush Flush with lettering Sphere Indicator	NO NC 2NO NC NO+NC without contact (onlyIndicator)	K Black G Green R Red B Blue W White Y Yellow	24VDC 12VDC 6.3VDC 110VAC 220VAC	Metal

RJSPS22E SERIES

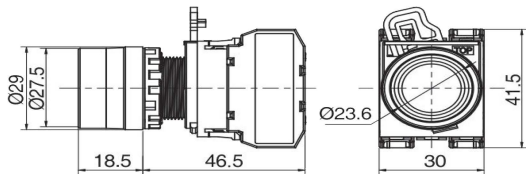
LED ILLUMINATED PUSH BUTTON SWITCH



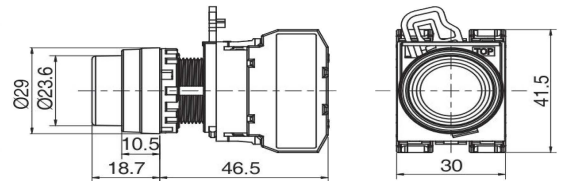
Push Button Switch with LED Lamp

Product	Function	Contact	Model	Colour	Rated Voltage
	Momentary	1NO	RJSPS22E -2710	K Black G Green R Red B Blue W White Y Yellow	24VDC 12VDC 6.3VDC 110VAC 220VAC
		1NC	RJSPS22E 2701		
		2NO	RJSPS22E 2720		
		2NC	RJSPS22E 2702		
		1NO+1NC	RJSPS22E 2711		
	Latching	1NO	RJSPS22E 3710		
		1NC	RJSPS22E 3701		
		2NO	RJSPS22E 3720		
		2NC	RJSPS22E 3702		
		1NO+1NC	RJSPS22E 3711		
	Momentary	1NO	RJSPS22E 2610		
		1NC	RJSPS22E 2601		
		2NO	RJSPS22E 2620		
		2NC	RJSPS22E 2602		
		1NO+1NC	RJSPS22E 2611		
	Latching	1NO	RJSPS22E 3610		
		1NC	RJSPS22E 3601		
		2NO	RJSPS22E 3620		
		2NC	RJSPS22E 3602		
		1NO+1NC	RJSPS22E 3611		
	Momentary	1NO	RJSPS22E 2M10		
		1NC	RJSPS22E 2M01		
		2NO	RJSPS22E 2M20		
		2NC	RJSPS22E 2M02		
		1NO+1NC	RJSPS22E 2M11		
	Latching	1NO	RJSPS22E 3M10		
		1NC	RJSPS22E 3M01		
		2NO	RJSPS22E 3M20		
		2NC	RJSPS22E 3M02		
		1NO+1NC	RJSPS22E 3M11		

Flat Head



High Head



Mushroom Head

